


Item #01491


#30001491




A - Front Panel



B - Side Panels (x2)



C - Top Panel



D - Back Panel



Floor Braces (x2)

**PARTS DESCRIPTION:**

8 - 1/2" Wood Screws



4 - L Brackets



8 - 1" Bolts



4 - 1 1/2" Wood Screws



16 - 2" Bolts



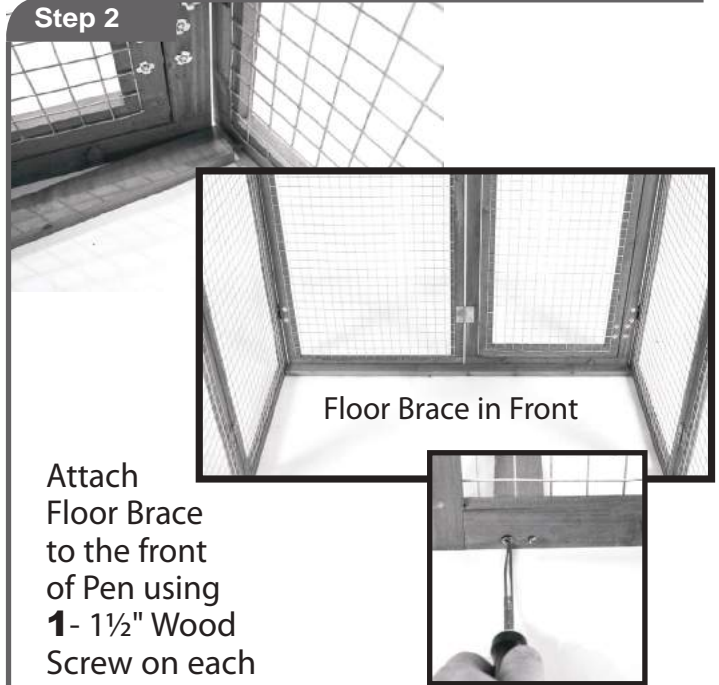
All wire must face into the cage

**Step 1**



Align and Attach Side Panel (B) hinges to Front Panel (A) by using **8** - 1" Bolts.

**Step 2**




Floor Brace in Front

Attach Floor Brace to the front of Pen using **1** - 1 1/2" Wood Screw on each Side Panel.

**Step 3**

Unfold Top Panel (C). Align Holes with Side Panels (B) and Front Panel (A). Secure Panels together using **14** - 2" Bolts.

Note: small section goes towards the back of Pen.




#### Step 4




Attach Back Panel (D) to the bottom of the Chick-N-Hutch, Large Rabbit Hutch or Townhouse Hutch.

Secure with  
**2- 2" Bolts**




#### Step 5

Line up the left and right sides of the HD Chick-N-Rabbit Pen to Hutch. Remove wingnut from the upper front side of Hutch and attach "L" shaped bracket using the same wingnut. Secure bracket with **2- ½"** Wood Screws.



Repeat step for lower front side bracket. Perform on opposite side of Hutch also.



Assembly is now complete for your HD Chick-N-Rabbit Pen.

#### Step 6

Insert a 1½" Wood Screw above the door frame.

The HD Chick-N-Rabbit Pen can be used with the

- HD Chick-N-Hutch (Item #01490)
- HD Large Rabbit Hutch (Item #01550)
- HD Townhouse Hutch (Item #01509)



Tip: This item (as any wood) should be periodically (every 12 to 18 months depending on climate) treated with a non-toxic exterior grade stain.

ITEM #01491



**MADE IN CHINA**  
to the design specifications of  
**WARE MFG., INC.**  
Phoenix, AZ 85009, USA  
[WWW.WAREMFGINC.COM](http://WWW.WAREMFGINC.COM)

If your new pet home experienced damage during shipping, **DO NOT RETURN TO THE STORE.** Contact our customer service department at **1-800-295-2243** and we will help you with any problems, Mon-Fri 8:00 – 4:00 MST or through our website at [www.waremfinc.com](http://www.waremfinc.com)